

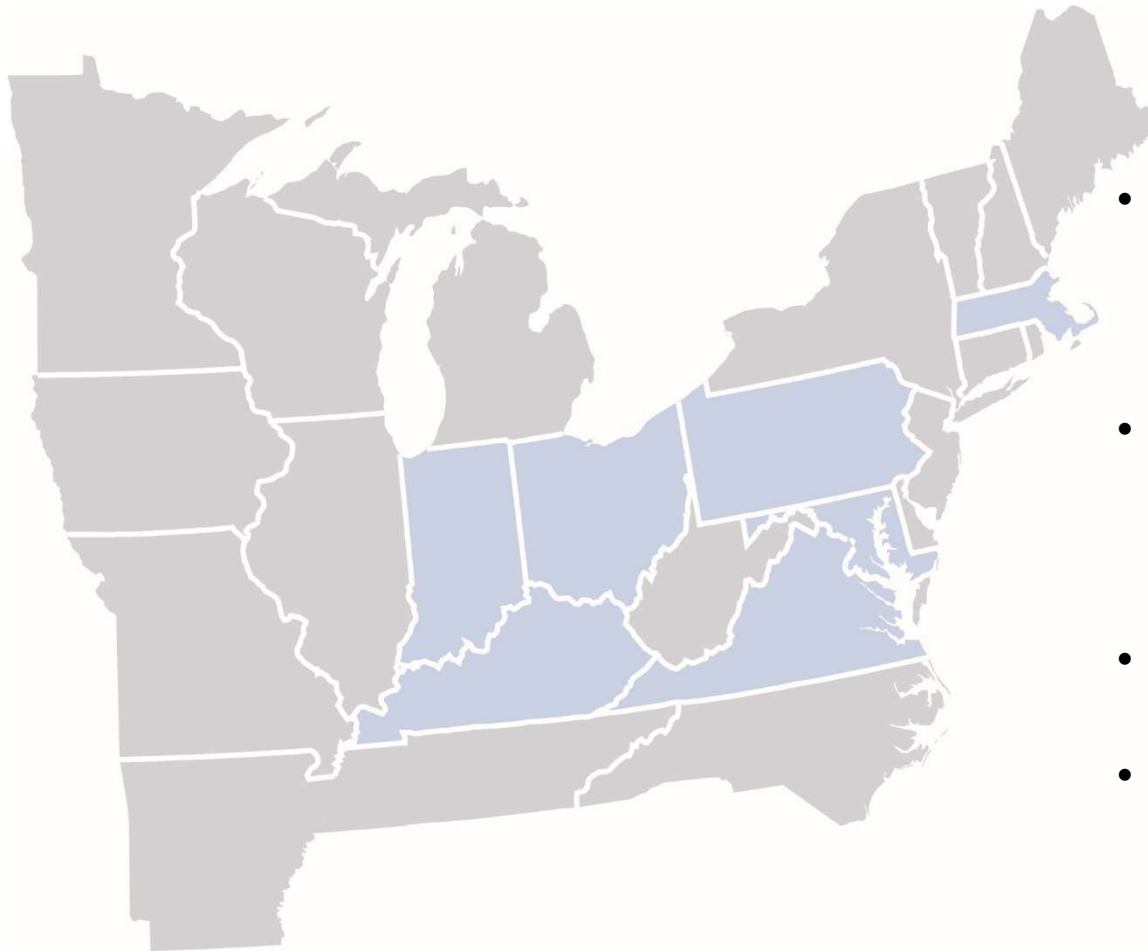
Public Awareness – School Safety Program

Jennifer Barbour, MBA

Public Awareness Program Manager

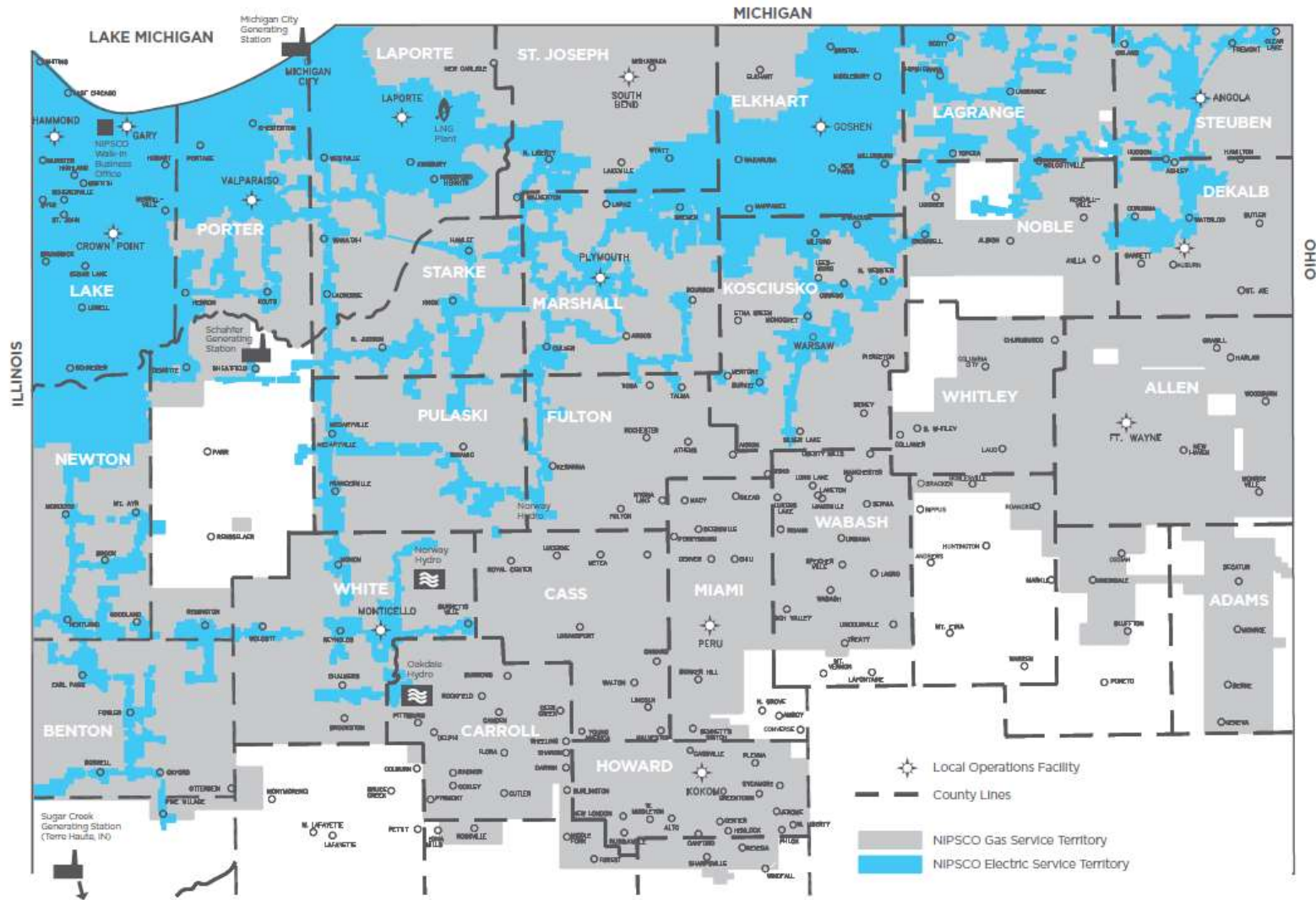


NiSource: NYSE (NI)



- Headquartered in northwest Indiana
- One of the largest fully regulated utilities in the US
- 4M customers
- 8000 employees

NIPSCO Service Territory



The Path to Top Tier

Situation

Leading utilities and their stakeholders recognize keeping the public safe exists as a hallmark of a well-run company





TM



Brought to you by:



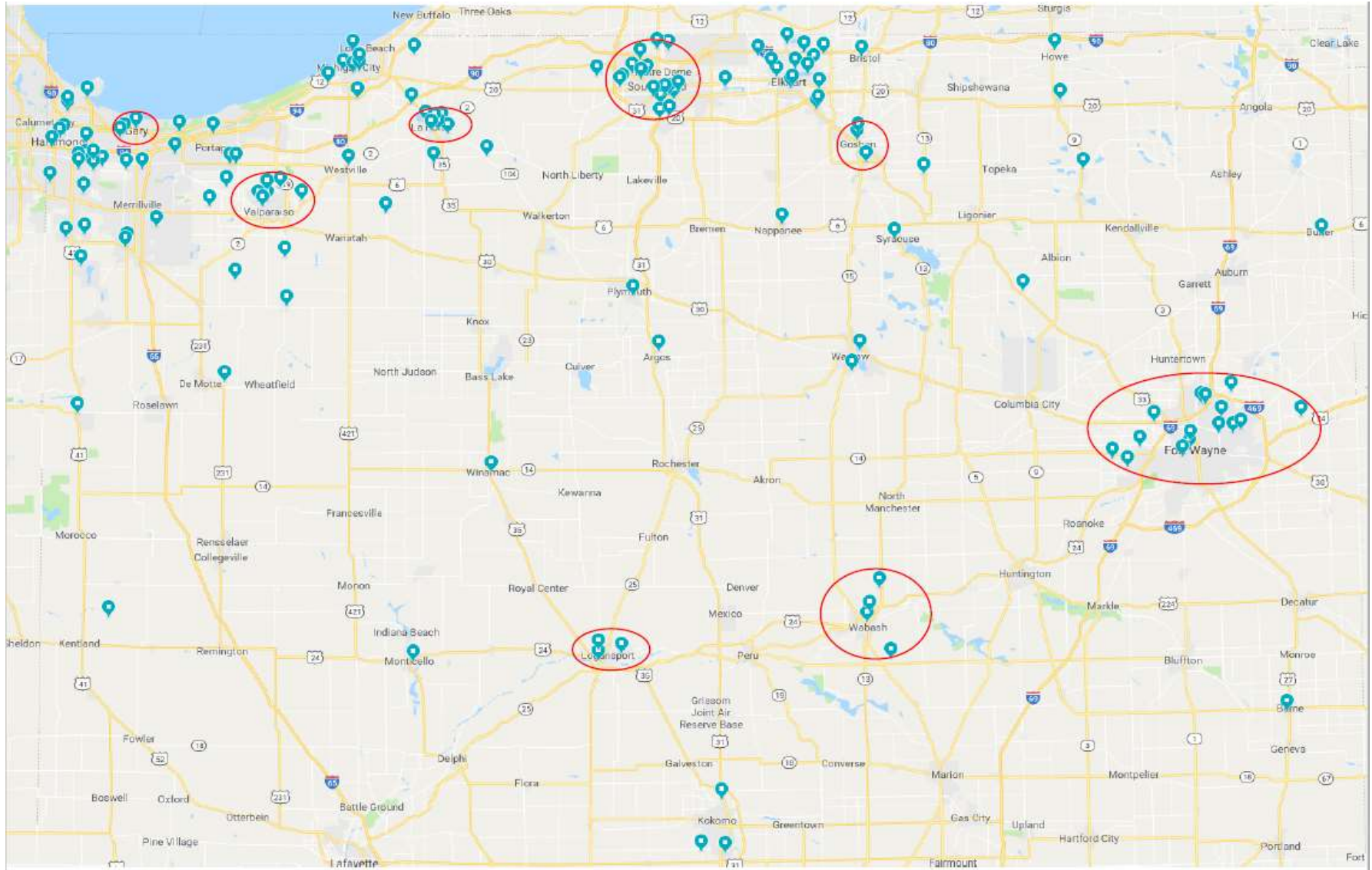
Energy Safe Kids



- Launched in fall of 2017
- Used Damage Prevention Data & New Business

	2017		2018		2019		Totals
	Fall	Spring	Fall	Spring	Fall		
Schools	80	39	42	47		208	
Presentations	103	47	58	53		261	
Students	6044	2588	3033	2848		14,513	
Teachers	268	112	133	128		641	

31% of Schools in NIPSCO Territory



Program Elements

- NIPSCO
- Energy Sources
- Renewable / Non-renewable
- Natural Gas
- Properties
- 811 / Damage Prevention
- Science Experiments
- Carbon Monoxide
- Appliance Safety
- Recognition & Response

THINK YOU SMELL NATURAL GAS?



**WHAT YOU'RE
DOING**



**THE AREA
IMMEDIATELY**



**911 &
NIPSCO**



CALL


911

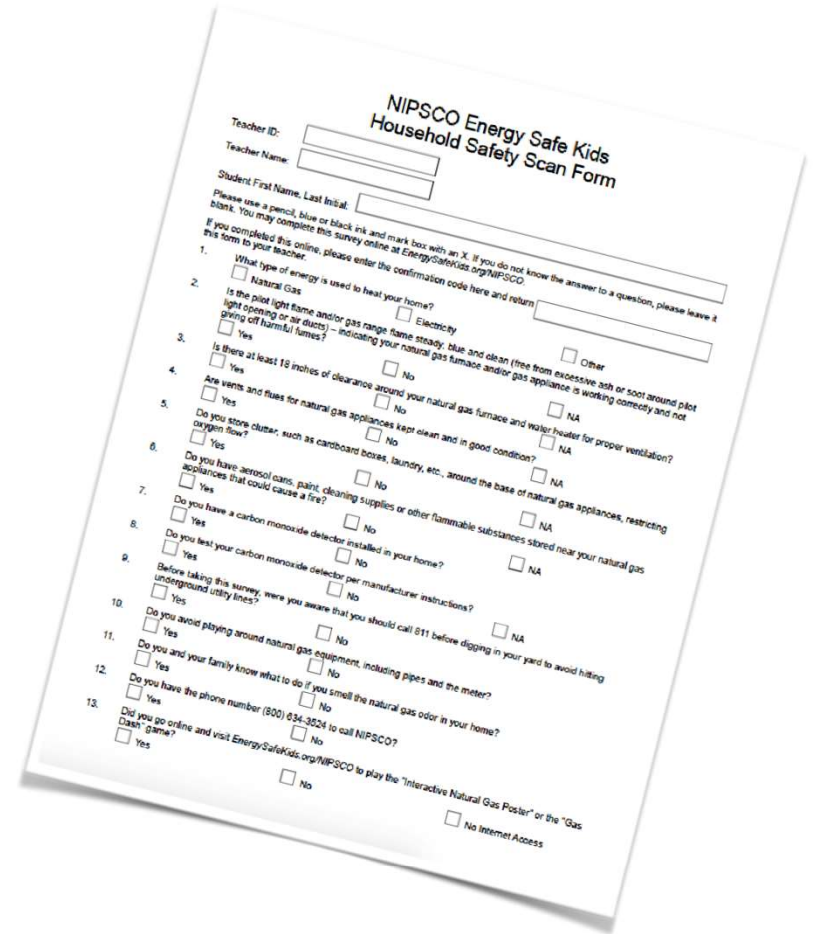
AND

NIPSCO

Parish Hall

Incentives

- **STEM qualified program**
 - Earn credits for the school
- **Additional Materials**
 - Internet, Video Games, Posters
- **Household Safety Scan Forms**
 - Visual inspection of appliances
 - Messages reinforced to the home
 - Student receives a prize
- **Mini Grant for the Classroom**



The image shows a 'NIPSCO Energy Safe Kids Household Safety Scan Form'. It includes fields for Teacher ID, Teacher Name, and Student First Name, Last Initial. Below these fields is a note: 'Please use a pencil, blue or black ink and mark box with an X. If you do not know the answer to a question, please leave it blank. You may complete this survey online at EnergySafeKids.org/NIPSCO. If you completed this online, please enter the confirmation code here and return this form to your teacher.' The form contains 13 numbered questions with checkboxes for 'Yes', 'No', and 'Other' or 'NA'. The questions cover topics such as energy source, pilot light status, clearance around furnaces, vent and flue cleanliness, aerosol cans, carbon monoxide detectors, utility lines, and natural gas odor.

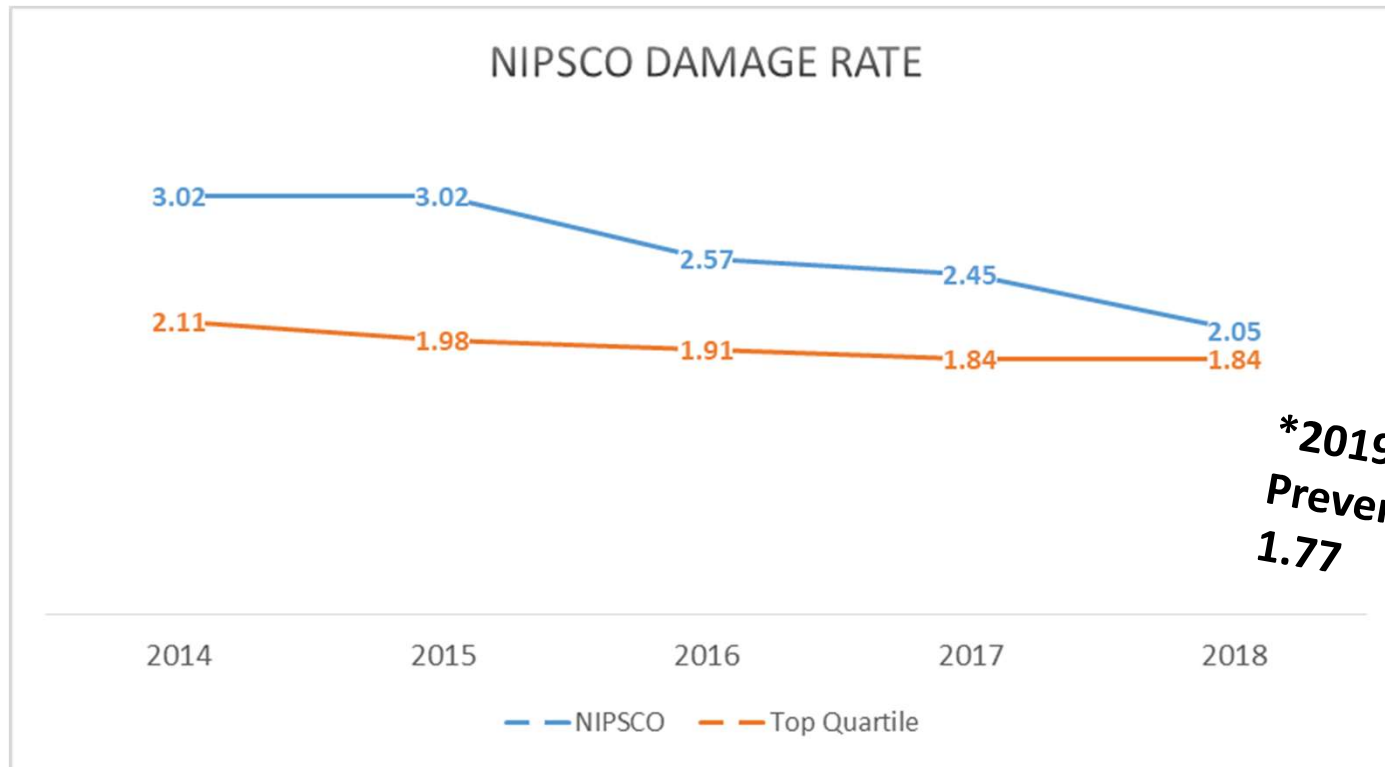


What We Measure...

KEY IMPROVEMENTS SINCE LAST FOUR-YEAR REPORT

- On average, 97% of emergency responders know a good plan of action when responding to a pipeline emergency
- 97% of excavators said they would be very likely to call 811 before digging
- 100% of public officials have a basic understanding of natural gas and pipeline safety
 - Up 24 percentage points from 2014 data
- 85% of affected public correctly said they would leave/evacuate the area in the event of a suspected leak
 - Up 38 percentage points from 2014 data
- 64% of affected public were aware that 811 is the call before you dig phone number
 - Up 37 percentage points from 2014 data

What We Measure...



***2019 Damage
Prevention Goal:
1.77**

Heros Come in All Sizes...

- <https://www.youtube.com/watch?v=GyvESC6uwdo>



Feel free to reach out:

Jennifer Barbour

w: 219-647-5585

c: 219-742-8365

jbarbour@nisource.com



Ian Wright

ian@nef1.org

801-327-9511

Kelly Flowers

kelly@nef1.org

801-327-9511

